






## SALES OF SAT-RELATED IPHONE APPLICATIONS

APP	NUMBER SOLD IN 2011
SAT LADDER	
SAT4 Geeks	
Words Lurner	
FunWith Functions!	

Each  = 15,000 applications sold

Based on the pictogram shown above, how many more copies of the SAT Ladder iPhone application were sold than the FunWithFunctions application in 2011?

- (A) 3
- (B) 5,000
- (C) 15,000
- (D) 45,000
- (E) 60,000

### Answer Explanation:

**Correct Answer**

**D**

**Question Categories:**

**Data Analysis**

The pictograms are generally pretty straight forward - you just need to pay attention to what they are asking and what each picture represents. Sometimes they throw HALF pictures at you (one half a phone in this question would be 7,500 applications sold)

The SAT Ladder app sold  $8 \times 15,000 = 120,000$  apps

The Fun with Functions app sold  $5 \times 15,000 = 75,000$  apps

So, the SAT Ladder App sold  $120,000 - 75,000 = 45,000$  more copies.